

Site Usage

15,678 Visits

Previous: 15,346 (2.16%)

51.64% Bounce Rate

Previous: 51.13% (1.00%)

60,271 Pageviews

Previous: 61,121 (-1.39%)

00:03:14 Avg. Time on Site

Previous: 00:03:16 (-1.28%)

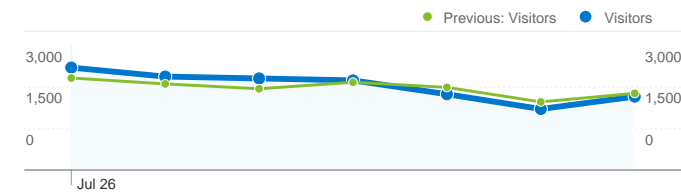
3.84 Pages/Visit

Previous: 3.98 (-3.48%)

61.58% % New Visits

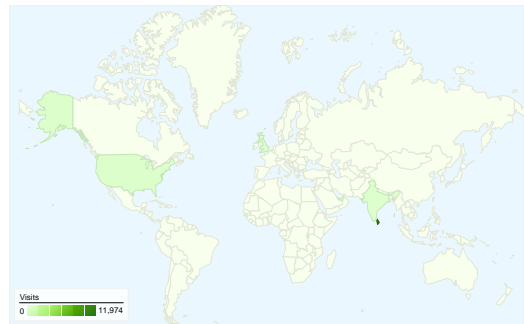
Previous: 61.08% (0.82%)

Visitors Overview

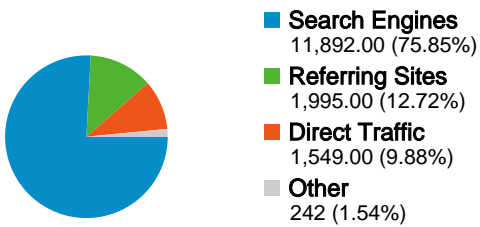


Visitors
12,661

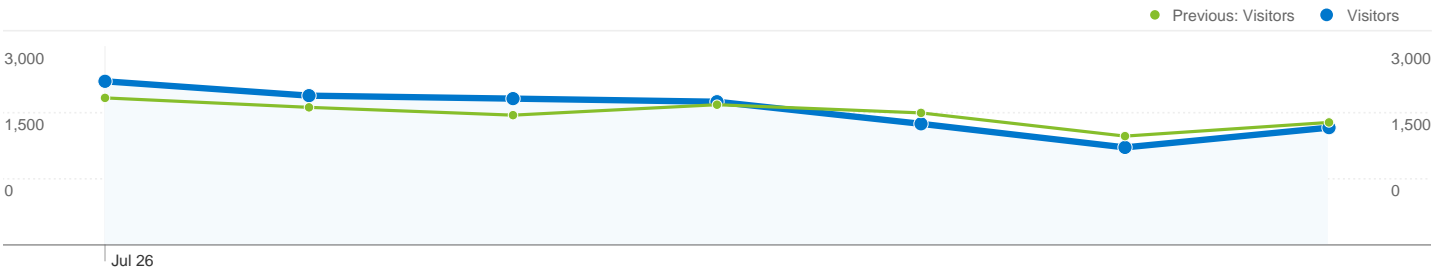
Map Overlay



Traffic Sources Overview



Content Overview		
Pages	Pageviews	% Pageviews
/		
Jul 26, 2010 - Aug 1, 2010	2,034	3.37%
Jul 19, 2010 - Jul 25, 2010	2,034	3.33%
% Change	0.00%	1.41%
/search-result.php		
Jul 26, 2010 - Aug 1, 2010	1,355	2.25%
Jul 19, 2010 - Jul 25, 2010	1,358	2.22%
% Change	-0.22%	1.19%
/index.html		
Jul 26, 2010 - Aug 1, 2010	1,099	1.82%
Jul 19, 2010 - Jul 25, 2010	1,141	1.87%
% Change	-3.68%	-2.32%
/sell-1-2-index.html		
Jul 26, 2010 - Aug 1, 2010	556	0.92%
Jul 19, 2010 - Jul 25, 2010	600	0.98%
% Change	-7.33%	-6.03%
/sri-lanka/classified/automobile-all-sale-0-0-229-0.html		
Jul 26, 2010 - Aug 1, 2010	516	0.86%
Jul 19, 2010 - Jul 25, 2010	617	1.01%
% Change	-16.37%	-15.19%



12,661 people visited this site

15,678 Visits

Previous: 15,346 (2.16%)

12,661 Absolute Unique Visitors

Previous: 12,372 (2.34%)

60,271 Pageviews

Previous: 61,121 (-1.39%)

3.84 Average Pageviews

Previous: 3.98 (-3.48%)

00:03:14 Time on Site

Previous: 00:03:16 (-1.28%)

51.64% Bounce Rate

Previous: 51.13% (1.00%)

61.58% New Visits

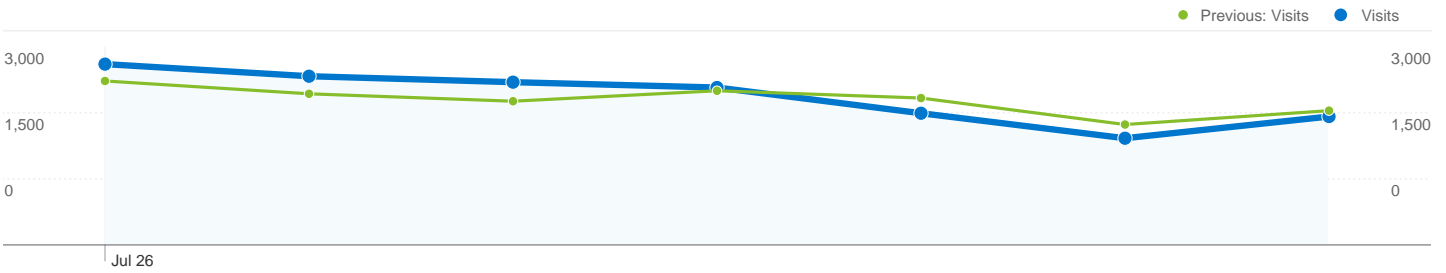
Previous: 61.08% (0.82%)

Technical Profile




Browser	Visits	% visits	Connection Speed	Visits	% visits
Internet Explorer			Unknown		
Jul 26, 2010 - Aug 1, 2010	6,665	42.51%	Jul 26, 2010 - Aug 1, 2010	7,406	47.24%
Jul 19, 2010 - Jul 25, 2010	6,606	43.05%	Jul 19, 2010 - Jul 25, 2010	7,222	47.06%
% Change	0.89%	-1.24%	% Change	2.55%	0.38%
Firefox			DSL		
Jul 26, 2010 - Aug 1, 2010	5,411	34.51%	Jul 26, 2010 - Aug 1, 2010	7,001	44.65%
Jul 19, 2010 - Jul 25, 2010	5,251	34.22%	Jul 19, 2010 - Jul 25, 2010	6,883	44.85%
% Change	3.05%	0.86%	% Change	1.71%	-0.44%

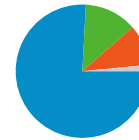
Chrome		
Jul 26, 2010 - Aug 1, 2010	3,007	19.18%
Jul 19, 2010 - Jul 25, 2010	2,907	18.94%
% Change	3.44%	1.25%
Safari		
Jul 26, 2010 - Aug 1, 2010	234	1.49%
Jul 19, 2010 - Jul 25, 2010	216	1.41%
% Change	8.33%	6.04%
Opera		
Jul 26, 2010 - Aug 1, 2010	185	1.18%
Jul 19, 2010 - Jul 25, 2010	176	1.15%
% Change	5.11%	2.89%

Cable		
Jul 26, 2010 - Aug 1, 2010	588	3.75%
Jul 19, 2010 - Jul 25, 2010	591	3.85%
% Change	-0.51%	-2.61%
T1		
Jul 26, 2010 - Aug 1, 2010	508	3.24%
Jul 19, 2010 - Jul 25, 2010	445	2.90%
% Change	14.16%	11.74%
Dialup		
Jul 26, 2010 - Aug 1, 2010	163	1.04%
Jul 19, 2010 - Jul 25, 2010	190	1.24%
% Change	-14.21%	-16.03%



All traffic sources sent a total of 15,678 visits

- 
9.88% Direct Traffic
 Previous: 10.35% (-4.58%)
- 
12.72% Referring Sites
 Previous: 13.22% (-3.76%)
- 
75.85% Search Engines
 Previous: 74.35% (2.02%)



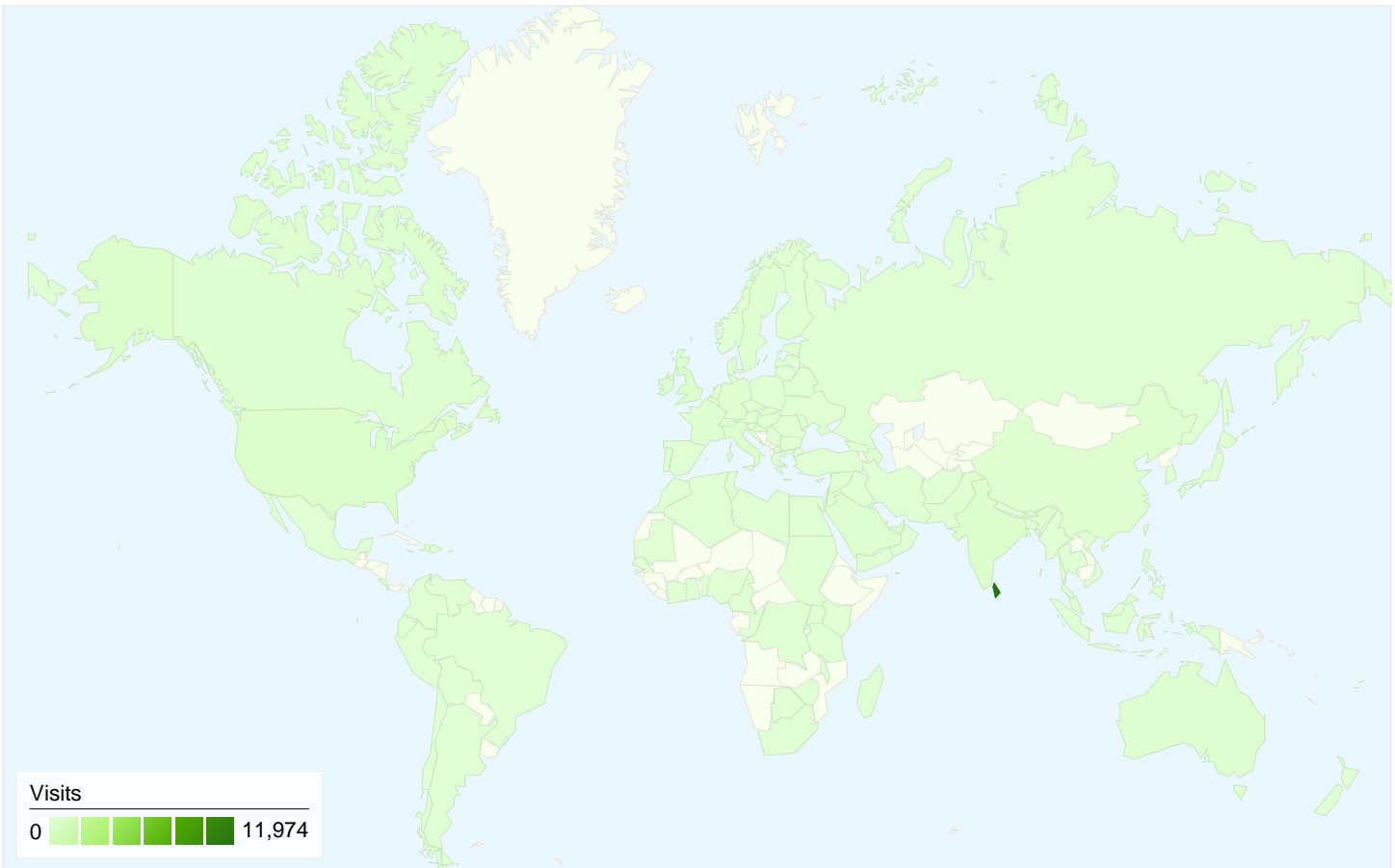
- **Search Engines**
 11,892.00 (75.85%)
- **Referring Sites**
 1,995.00 (12.72%)
- **Direct Traffic**
 1,549.00 (9.88%)
- **Other**
 242 (1.54%)

Top Traffic Sources

Sources	Visits	% visits
google (organic)		
Jul 26, 2010 - Aug 1, 2010	11,392	72.66%
Jul 19, 2010 - Jul 25, 2010	10,945	71.32%
% Change	4.08%	1.88%
(direct) ((none))		
Jul 26, 2010 - Aug 1, 2010	1,549	9.88%
Jul 19, 2010 - Jul 25, 2010	1,589	10.35%
% Change	-2.52%	-4.58%
google.lk (referral)		
Jul 26, 2010 - Aug 1, 2010	1,021	6.51%
Jul 19, 2010 - Jul 25, 2010	1,099	7.16%
% Change	-7.10%	-9.06%
yahoo (organic)		
Jul 26, 2010 - Aug 1, 2010	254	1.62%
Jul 19, 2010 - Jul 25, 2010	241	1.57%
% Change	5.39%	3.16%
blaster (email)		

Keywords	Visits	% visits
buyandsell.lk		
Jul 26, 2010 - Aug 1, 2010	109	0.92%
Jul 19, 2010 - Jul 25, 2010	85	0.74%
% Change	28.24%	23.04%
buy and sell		
Jul 26, 2010 - Aug 1, 2010	56	0.47%
Jul 19, 2010 - Jul 25, 2010	54	0.47%
% Change	3.70%	-0.50%
www.hitad.lk		
Jul 26, 2010 - Aug 1, 2010	51	0.43%
Jul 19, 2010 - Jul 25, 2010	26	0.23%
% Change	96.15%	88.20%
digital camera prices in sri lanka		
Jul 26, 2010 - Aug 1, 2010	46	0.39%
Jul 19, 2010 - Jul 25, 2010	42	0.37%
% Change	9.52%	5.08%
hitad.lk		

Jul 26, 2010 - Aug 1, 2010	231	1.47%	Jul 26, 2010 - Aug 1, 2010	38	0.32%
Jul 19, 2010 - Jul 25, 2010	293	1.91%	Jul 19, 2010 - Jul 25, 2010	43	0.38%
% Change	-21.16%	-22.83%	% Change	-11.63%	-15.21%

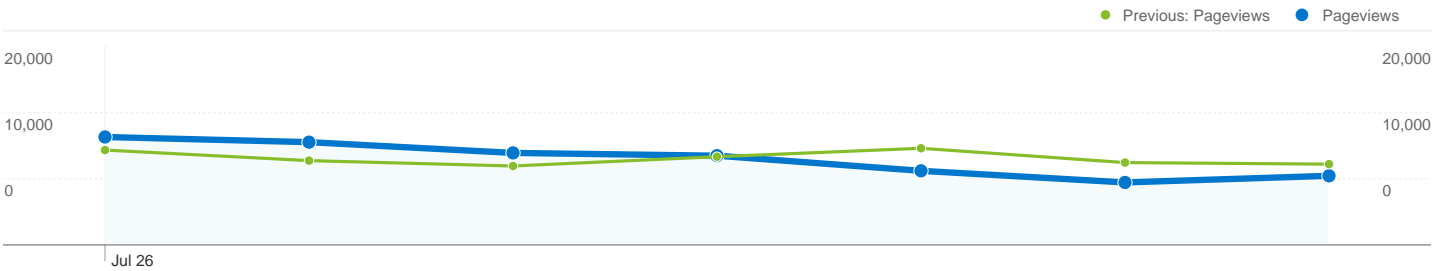


15,678 visits came from 132 countries/territories

Site Usage						
Visits	Pages/Visit	Avg. Time on Site	% New Visits	Bounce Rate		
15,678 Previous: 15,346 (2.16%)	3.84 Previous: 3.98 (-3.48%)	00:03:14 Previous: 00:03:16 (-1.28%)	61.93% Previous: 61.44% (0.80%)	51.64% Previous: 51.13% (1.00%)		
Country/Territory	Visits	Pages/Visit	Avg. Time on Site	% New Visits	Bounce Rate	
Sri Lanka						
July 26, 2010 - August 1, 2010	11,974	3.84	00:03:23	59.04%	50.03%	
July 19, 2010 - July 25, 2010	11,748	3.93	00:03:23	58.33%	49.96%	
% Change	1.92%	-2.30%	-0.01%	1.20%	0.15%	
United States						
July 26, 2010 - August 1, 2010	327	2.83	00:01:22	77.68%	70.34%	
July 19, 2010 - July 25, 2010	316	3.73	00:02:21	78.80%	62.03%	
% Change	3.48%	-24.20%	-42.30%	-1.42%	13.40%	
United Kingdom						
July 26, 2010 - August 1, 2010	313	3.98	00:01:53	79.87%	56.23%	

July 19, 2010 - July 25, 2010	323	4.26	00:02:29	72.76%	56.97%
% Change	-3.10%	-6.62%	-24.04%	9.78%	-1.29%
India					
July 26, 2010 - August 1, 2010	251	1.93	00:01:19	87.65%	68.13%
July 19, 2010 - July 25, 2010	219	2.73	00:01:44	85.39%	60.73%
% Change	14.61%	-29.24%	-24.16%	2.65%	12.18%
United Arab Emirates					
July 26, 2010 - August 1, 2010	229	5.91	00:05:12	65.07%	50.22%
July 19, 2010 - July 25, 2010	208	5.60	00:05:10	64.42%	44.23%
% Change	10.10%	5.66%	0.60%	1.00%	13.54%
Italy					
July 26, 2010 - August 1, 2010	228	5.77	00:04:02	56.58%	42.11%
July 19, 2010 - July 25, 2010	218	4.60	00:02:44	58.72%	49.08%
% Change	4.59%	25.45%	47.85%	-3.64%	-14.22%
Australia					
July 26, 2010 - August 1, 2010	188	3.70	00:02:21	77.66%	54.79%
July 19, 2010 - July 25, 2010	163	4.37	00:02:26	71.17%	58.90%
% Change	15.34%	-15.37%	-3.27%	9.13%	-6.98%
Saudi Arabia					
July 26, 2010 - August 1, 2010	184	4.55	00:04:16	61.41%	53.26%
July 19, 2010 - July 25, 2010	219	3.42	00:02:58	59.36%	48.40%
% Change	-15.98%	33.34%	44.16%	3.46%	10.04%
Canada					
July 26, 2010 - August 1, 2010	176	3.16	00:02:05	76.14%	51.70%
July 19, 2010 - July 25, 2010	155	3.67	00:02:24	70.32%	52.26%
% Change	13.55%	-13.79%	-13.25%	8.27%	-1.06%
Qatar					
July 26, 2010 - August 1, 2010	169	6.70	00:03:46	62.13%	49.11%
July 19, 2010 - July 25, 2010	187	6.05	00:04:15	65.24%	44.39%
% Change	-9.63%	10.75%	-11.37%	-4.77%	10.65%

1 - 10 of 132



Pages on this site were viewed a total of 60,271 times

60,271 Pageviews

Previous: 61,121 (-1.39%)

49,394 Unique Views

Previous: 49,915 (-1.04%)

51.64% Bounce Rate

Previous: 51.13% (1.00%)

Top Content

Pages	Pageviews	% Pageviews
/		
Jul 26, 2010 - Aug 1, 2010	2,034	3.37%
Jul 19, 2010 - Jul 25, 2010	2,034	3.33%
% Change	0.00%	1.41%
/search-result.php		
Jul 26, 2010 - Aug 1, 2010	1,355	2.25%
Jul 19, 2010 - Jul 25, 2010	1,358	2.22%
% Change	-0.22%	1.19%
/index.html		
Jul 26, 2010 - Aug 1, 2010	1,099	1.82%
Jul 19, 2010 - Jul 25, 2010	1,141	1.87%
% Change	-3.68%	-2.32%
/sell-1-2-index.html		
Jul 26, 2010 - Aug 1, 2010	556	0.92%
Jul 19, 2010 - Jul 25, 2010	600	0.98%
% Change	-7.33%	-6.03%
/sri-lanka/classified/automobile-all-sale-0-0-229-0.html		

Jul 26, 2010 - Aug 1, 2010	516	0.86%
Jul 19, 2010 - Jul 25, 2010	617	1.01%
% Change	-16.37%	-15.19%